


Ampeg[®]

SVT-810E/AV
Dual Bass Cabinet



Owner's Manual



TABLE OF CONTENTS

What's in the Box	2
Introduction	2
Jackplate	3
Suggested Hookup Diagrams	4
Technical Specifications	6
Warranty and Support	7

What's in the Box

SVT®-810E or SVT-810AV Speaker Cabinet, Quick Start Guide.

Introduction

Your Ampeg SVT-810E/AV Dual Bass Cabinet is a high quality speaker cabinet suitable for all sizes of venues. The SVT-810E/AV can be "split" into two isolated 8 ohm, 4x10 cabinets via the jackplate connections. This allows each cabinet to be driven by a separate amplifier.

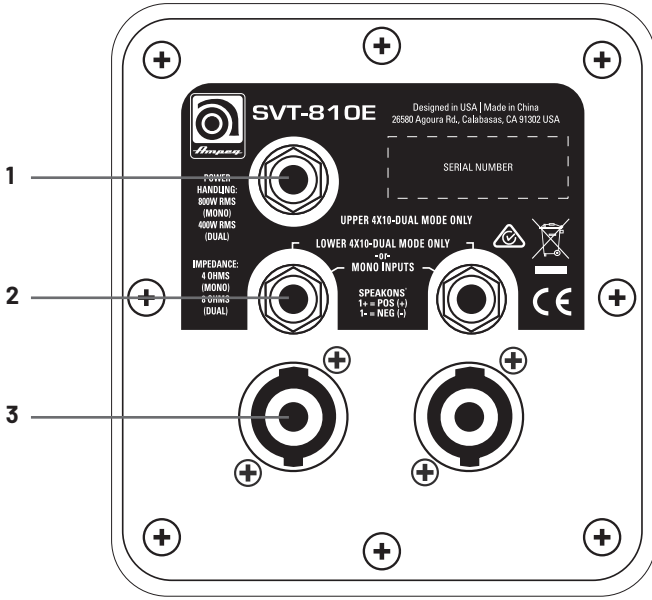
The cabinet features an industrial strength grip bar and heavy duty recessed wheels. Skid rails are placed on the back of the enclosure to protect it while loading in and out of venues and vehicles. (Place a foot against one of the rails to tilt the cabinet back.) Note that this cabinet is available in two different grille cloth options: Classic black and white (SVT-810E) or Anniversary blue and silver (SVT-810AV)—All specs and features are otherwise identical.

The Speakon® and 1/4" jacks are wired in parallel, allowing easy daisy chaining from one speaker to another. Each of the jacks may be used as an input or a through connection. Speakon connectors are recognized as the standard for professional installations, assuring a secure, permanent connection that won't corrode, vibrate loose or be easily tampered with. The 1/4" jacks are convenient. However, the Speakon jacks are recommended when using power amplifiers over 150 watts, for permanent installations, or for the "first" speaker among a number of daisy chained speakers.

In order to get the most out of your new Ampeg speaker cabinet, please fully read this *Owner's Manual*, as well as the *Important Safety Instructions* included with your cabinet, before you begin playing.

And **thank you** for choosing Ampeg.

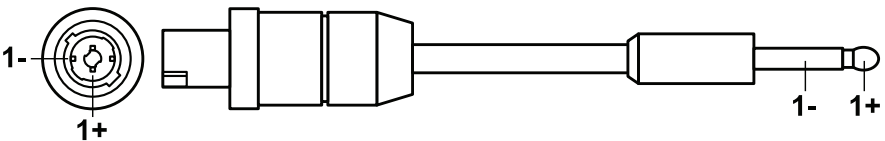
Jackplate



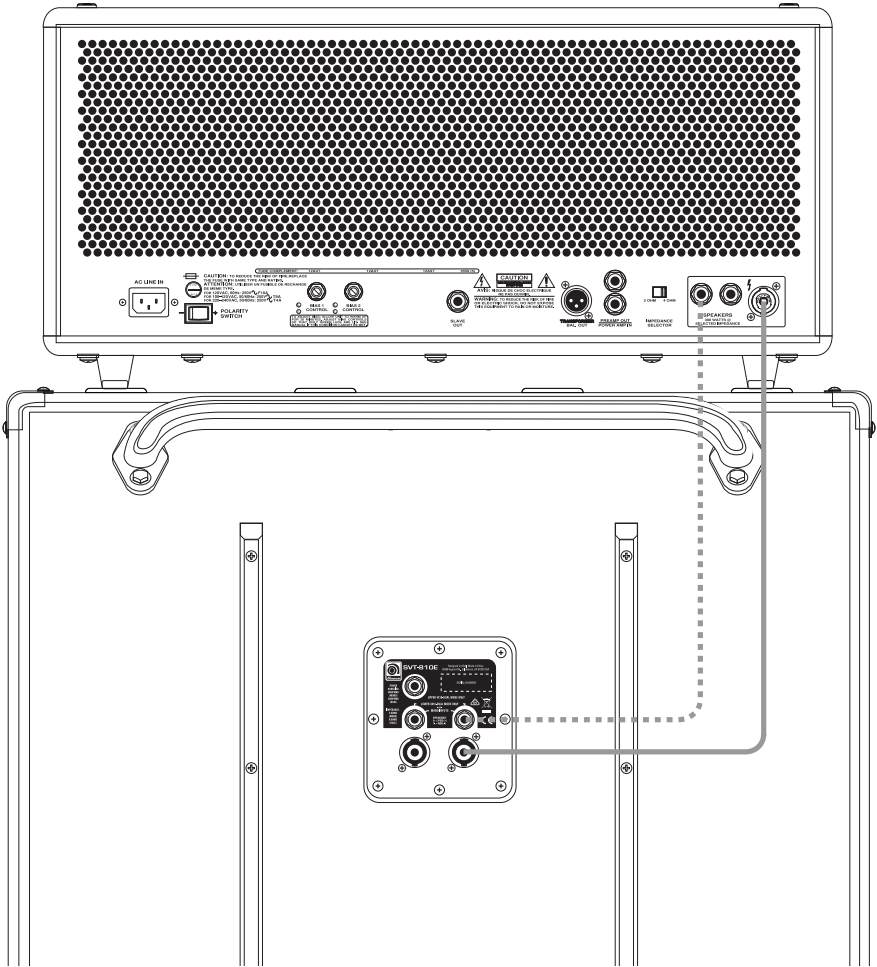
1. 1/4" Upper 4x10 Dual Mode Input Jack*
2. 1/4" Lower 4x10 Dual Mode or Mono Mode Input / Output Jacks
3. Speaker Lower 4x10 Dual Mode or Mono Mode Input / Output Jacks

***The cabinet operates in Dual Mode whenever a connector is inserted into the 1/4" Upper 4x10 Dual Mode input jack [1]. Otherwise, the cabinet operates in the single 8x10 Mono Mode.**

Speakon to 1/4" Wiring Diagram




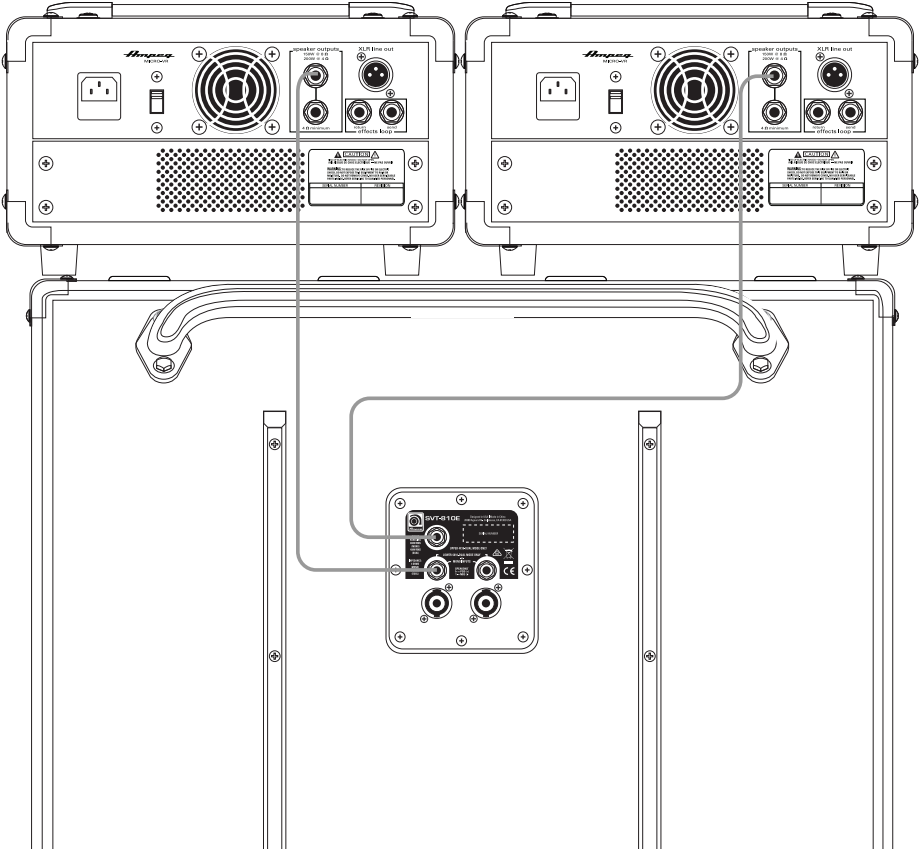
Suggested Hookup Diagrams



Combined (Mono) Hookup


In the example above, a speaker cable with Speakon ends connects from the speaker output of the amplifier to the one of the Speakon inputs of the Ampeg SVT-810E/AV cabinet. Alternatively, a speaker cable with 1/4" ends can be used to connect from an amplifier's 1/4" speaker output to one of the Lower 4x10 Dual Mode/Mono 1/4" inputs of the SVT-810E/AV. This configuration allows the amplifier to drive all 8x10 speakers.

 **WARNING:** Always use good quality (non-shielded) speaker cables. Never use (shielded) instrument cables to connect speakers to an amplifier. Also, do not use both cable routes in the examples listed above. Use one route or the other, but never both simultaneously!



Split (Dual) Hookup

In the example above, one speaker cable with 1/4" ends connects from the speaker output of the amplifier to the Upper 4x10 Dual Mode 1/4" input of the Ampeg SVT-810E/AV cabinet. An additional speaker cable with 1/4" ends connects from the speaker output of another amplifier to one of the Lower 4x10 Dual Mode 1/4" inputs of the SVT-810E/AV. This configuration allows two amplifiers (or the discrete two output channels of a stereo amplifier) to separately drive each 4x10 section of the full cabinet.

 **WARNING:** Always use good quality (non-shielded) speaker cables. Never use (shielded) instrument cables to connect speakers to an amplifier.

Technical Specifications

Type	8x10 / Dual 4x10 Bass Enclosure
Frequency Response (+/-3 dB)	58 Hz – 5 kHz
Usable Low Frequency (-10 dB)	40 Hz
RMS Power Handling	Combined / Mono Mode: 800 Watts 8x10 Split / Dual Mode: 400 Watts each 4x10
Peak Power Handling	Combined / Mono Mode: 1600 Watts 8x10 Split / Dual Mode: 800 Watts each 4x10
Impedance	Combined / Mono Mode: 4 Ω 8x10 Split: 8 Ω each 4x10
Sensitivity	Combined / Mono Mode: 100 dB SPL 1W/1m
Maximum SPL	130 dB
Components	Eight Custom Designed, 150 Watt, 10" speakers
Size (H x W x D)	48.0 in (with feet) x 26.0 in x 16.0 in 1219 mm (with feet) x 660 mm x 407 mm
Weight (approximate)	140 lb 63.5 kg

The SVT-810E/AV is covered with a durable fabric-backed vinyl material. Clean with a dry, lint-free cloth. Never spray cleaning agents on the SVT-810E/AV. Avoid abrasive cleansers which would damage the finish.

Ampeg continually develops new products and improves upon existing ones. For this reason, the specifications and information in this manual are subject to change without notice.



CAUTION: THIS SPEAKER IS CAPABLE OF PRODUCING HIGH SOUND PRESSURE LEVELS. CONTINUED EXPOSURE TO HIGH SOUND PRESSURE LEVELS CAN CAUSE PERMANENT HEARING IMPAIRMENT OR LOSS. USER CAUTION IS ADVISED. AND EAR PROTECTION RECOMMENDED IF UNIT IS OPERATED AT HIGH VOLUME.

Warranty and Support

Visit WWW.AMPEG.COM to...

- (1) ...identify **WARRANTY** coverage provided in your local market. Please keep your sales receipt in a safe place.
- (2) ...**REGISTER** your product.
- (3) ...**CONTACT** Technical Support, or call 818-575-3600.

www.ameg.com

Yamaha Guitar Group, Inc.

26580 Agoura Road, Calabasas, CA 91302-1921 USA

Rev. B



© 2026 Yamaha Guitar Group, Inc. All rights reserved.

Ampeg, the Ampeg logo, and SVT are trademarks or registered trademarks of Yamaha Guitar Group, Inc. in the U.S. and/or other jurisdictions. Speakon is a registered trademark of Neutrik AG Corporation.